


# The Streets of Tanasbourne

19350 NW Emma Way, Hillsboro Oregon  
 (off I-26 Highway and Cornell Road)



## Center at a Glance

Located directly in the heart of Portland's "Silicon Forest", The Streets of Tanasbourne is uniquely positioned amid Oregon's largest and fastest growing companies.

Nike World headquarters is located three miles from the property. Nike employs over 6,000 Oregon employees and has invested \$380 million to date on their recent campus expansion, to be completed in 2018

Trade area population grew 1.52% annually from 2010 to 2016, compared to 0.75% nationally. Current projections show a 1.61% annual growth rate from 2016 to 2021.

Located just 2 miles from the center, Intel employs over 19,500 people in Oregon. Intel recently completed the biggest capital project in Oregon's history at their Ronler Acres campus, after five years of construction

Hillsboro Oregon has the highest average wages in all of Washington County at \$85,655 annually. Home to many of today's most relevant employers: Intel, Nike, Salesforce, Tektronix, Qorvo, Radisys, FEI, SolarWorld, Kaiser, Maxim and many more.

Kaiser Permanente opened 280,000 S.F., 126 bed hospital adjacent to the The Streets of Tanasbourne. The \$360 million Kaiser Westside Medical Center employs over 1,100 jobs to the immediate area

## Key Demographics

	3 Miles	5 Miles	7 Miles
Population	127,730	264,566	370,363
Households	49,180	98,452	139,254
Avg. HH Income	\$87,512	\$87,454	\$90,756
Median Age	34.4	34.7	35.8
Daytime Employees	61,538	109,650	158,912
Unemployment	4.6%	4.9%	5.0%

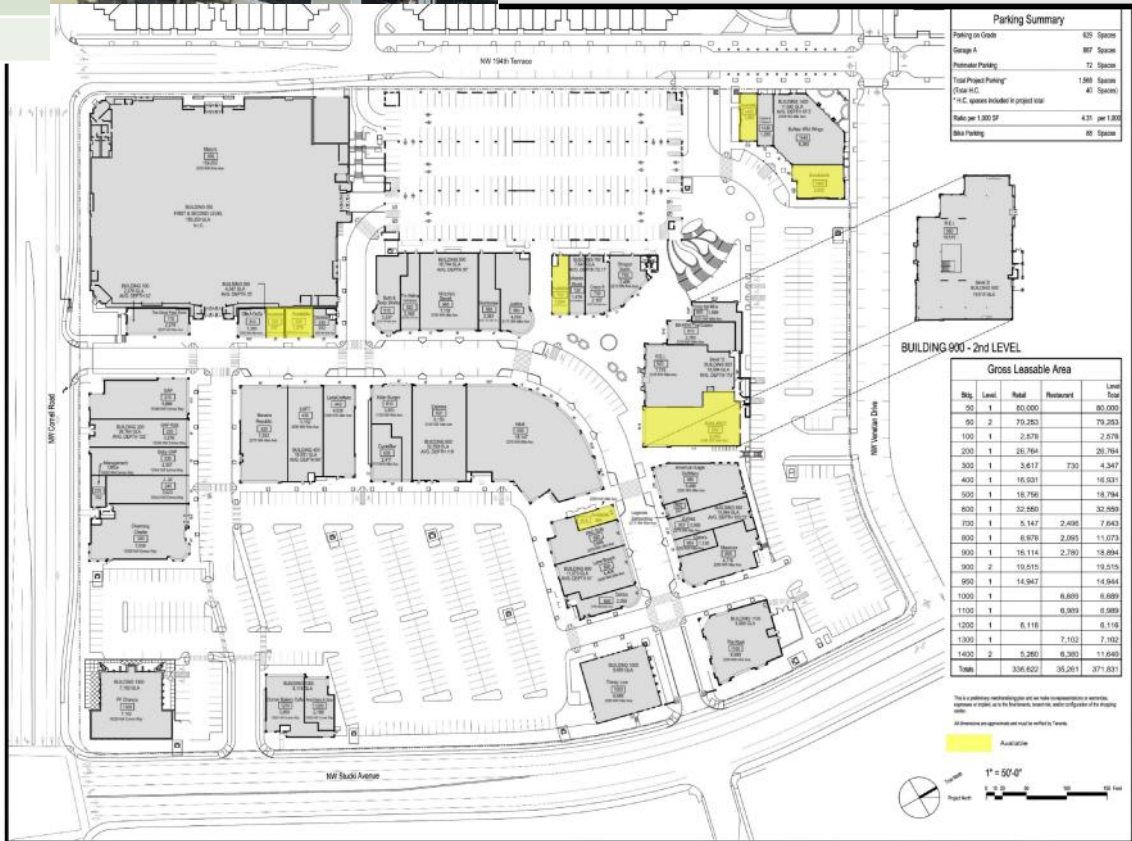
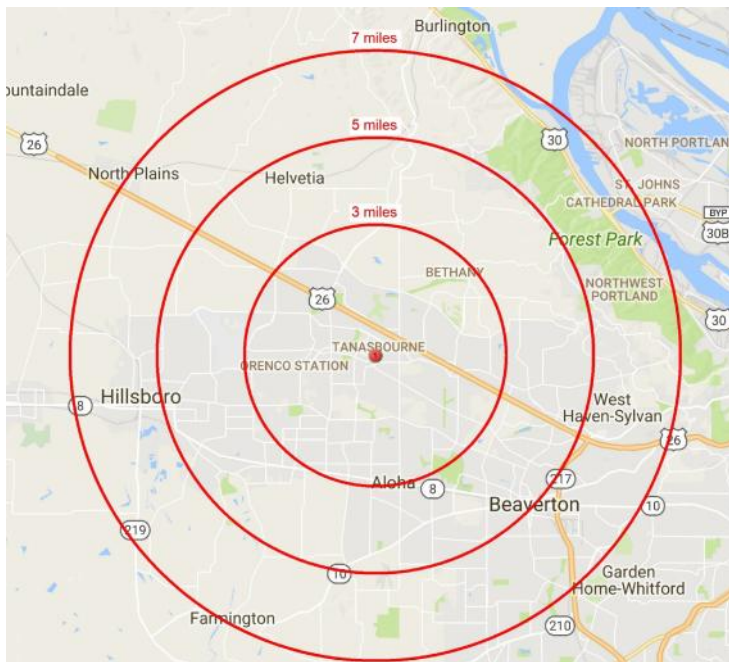


## Available Locations

Location	Size
Space 310	837 SF
Space 330	1278 SF
Space 710	1497 SF
Space 810	968 SF
Space 930	6450 SF
Space 1420	1345 SF
Space 1460	2630 SF

## Size

Source: 2017 ESRI



## For Leasing Information:



Blake K. Bishop  
VP, Leasing  
blake.bishop@cbre.com  
Tel: 503-444-9288



**Disclaimer**  
This is a preliminary marketing document and is not a contract. It is intended to provide a general overview of the project and is not intended to constitute an offer of any securities. All other marks displayed on this document are the property of their respective owners.

## Notes

Last Revised: February 23, 2017

## LEASE PLAN

© 2016 CBRE, Inc. This information has been obtained from sources believed reliable. We have not verified it and make no guarantee, warranty or representation about it. Any projections, opinions, assumptions or estimates used are for example only and do not represent the current or future performance of the property. You and your advisors should conduct a careful, independent investigation of the property to determine to your satisfaction the suitability of the property for your needs. CBRE and the CBRE logo are service marks of CBRE, Inc. and/or its affiliated or related companies in the United States and other countries. All other marks displayed on this document are the property of their respective owners.



## For More Information:

Blake K. Bishop  
(503) 444-9288  
blake.bishop@cbre.com  
Licensed in OR

Alex Martinac  
(503) 545-8808  
alex.martinac@cbre.com  
Licensed in OR & WA

Tabitha Lovett  
(503) 221-4871  
tabitha.lovett@cbre.com  
Licensed in OR & WA

